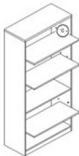
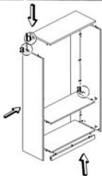



Assembly Instructions  
MODEL NO. : N 156  
BOOKCASE

Thank you for purchasing the "N" product.



**IMPORTANT NOTE :**

- Place all wooden parts on a clean and smooth surface such as a rug or carpet to avoid the parts from being scratched.
- Check to be sure that you have all parts and hardware.
- Remove all wrapping materials, including staples & packing straps before you start to assemble.
- Do not tighten all screws/bolts until all completely assembled.
- Keep all hardware parts out of reach of children.