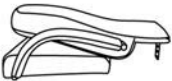






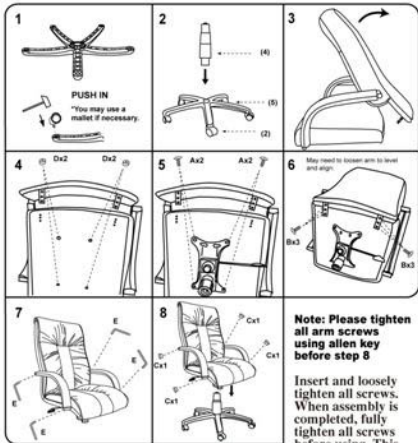
Please unscrew all hardware from cushion before assembly.  
 Por favor de destornillar todos los tornillos del cojín antes de ensamblar la silla.

MODEL: 9301 9306 9351 9356

(1)x1		(2)x5
		
Back & Seat W/ ARMS		Caster
(3)x1	(4)x1	(5)x1
		
Mechanism	Gas Lift W/ Cover	5-Star Base

**Customer Service Hotline: 1-800-593-1888**  
 For further assembly instructions,  
 please visit our website at [www.bosschair.com](http://www.bosschair.com)

(A)*4PCS		M8*22 MECHANISM SCREW
(B)*6PCS		M6*25 BACK BAR SCREWS
(C)*4PCS		ARM CAP
(D)*4PCS		MECHANISM WASHER
(E)*1PC		ALLEN KEY



**Note: Please tighten all arm screws using allen key before step 8**

Insert and loosely tighten all screws. When assembly is completed, fully tighten all screws before using. This chair is only intended for sitting. Any other use will void the warranty.

